





# ENHANCING EXPLORATION FOR EVERYONE! AT THE BUCKS COUNTY CHILDREN'S MUSEUM

This inclusive guide can be helpful for all children prior to a visit to the museum.

The guide details each exhibit and area of the museum in an easy to understand storybook format.

# Coming to the Museum

When I get to the museum, I will see a brown building.  
When I walk inside the lobby, I will see a ticket booth, colorful gears on the windows, the museum store, and cubbies for my coat.



# Next to the Lobby



I may want to use the handwashing sink.

Or, I can get a drink of water here.



## Bathrooms

The bathrooms are in the back of the museum.

If I need to go, I will take my grown up with me.

# TOWN SQUARE

## In the Town Square

I can pretend to.....

- Feed the horses in **The Barn**.
- Cook in a fireplace at **George's Inn**.
- Collect food for donation in the **Help Truck**.
- Shop for food at the **Market**.
- Fix cars at the **Service Station**.
- Be a doctor, ambulance driver, or patient at the **Hospital**.



# BUCKS COUNTY COUNTRY

Here, I can.....

Go down the sliding board  
in the **treehouse**.

Create stories with magnets  
in the **camper**.

Go **fishing** in the pond.

I can pull out the colored  
pieces in the **light bright**,  
and put them back in.



# Tinkering Workshop

## At the **Racetrack**....

- I might play with cars here.
- I can make a racetrack for my car and send my car down the racetrack.

## At the **Motion Machine**....

- I can make a path for my ball to go down.
- There are parts on the wall that I can move.
- I can work with a friend to make a ramp.



In Airways  
I can....


Put scarves into the tubes of Airways, and see the scarf come out the other end.

Balance balls on the air coming out of the tubes of the air table.  
I might even cover one of the air holes to see what happens.

Go inside a hot air balloon basket and watch a video of the ride.




# Waterways





In **Waterways** I can float a boat down the river, operate the locks, and use the cloud levers to make it rain.

# STEAM ROOM

In the **STEAM Room**, I can play musical instruments and try out some building and engineering skills.




# MULTIPURPOSE ROOM



I can go in the multipurpose room if I need quiet time.

I can sit at a table and relax, or maybe eat a snack.



# Extra Notes for Caregivers, Parents & Educators

The museum is approximately 9,000 square feet, and the average visit lasts 90 minutes.

Our museum is ADA compliant, one floor, and has one entrance.

To keep our visitors safe, we require all children to be accompanied by an adult at all times while visiting.

We are busiest on weekday mornings and weekends. Typically, the museum is less crowded after 1:00 pm.

Sensory Backpacks available for check-out at the ticket booth. The bags include earmuffs, sunglasses, and a fidget toy.

Contact us for further information about accommodations or any additional questions!

215-693-1290